

LANZA FIREX AUTO-ASPIRANTE

SELF SUCTION FIREX NOZZLE

Mod. **SE-ZZ-A**

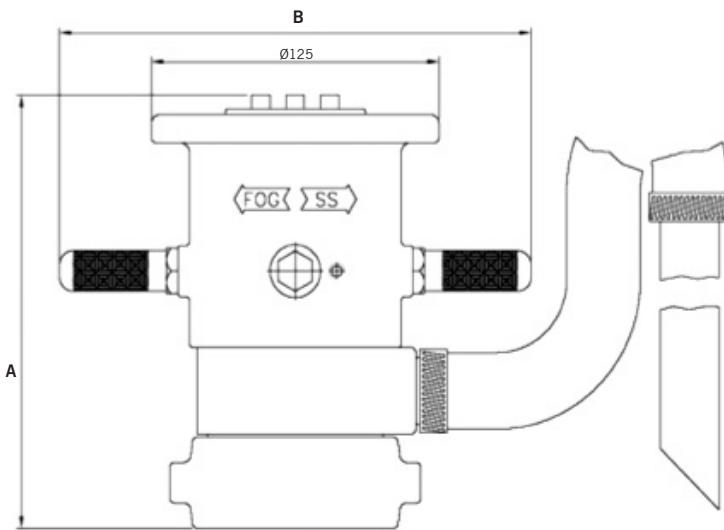


CARACTERÍSTICAS CONSTRUCTIVAS

- Cuerpo en Bronce
- Varios Caudales
- Porcentaje de mezcla 3% o 1%
- Tubo de succión de 2,75 m
- Conexión 2 ½"

CONSTRUCTION FEATURES

- Bronze
- Different Flow Rate
- 3% or 1% dosing rate
- Complete with 2,75m foam pick up hose
- 2 ½" Inlet



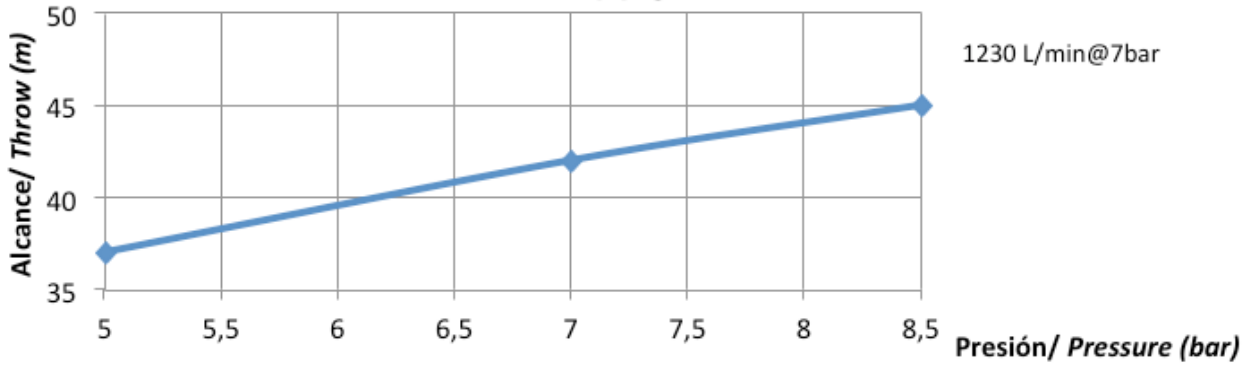
Las dimensiones son en mm.
Dimensions are in mm.

MODELO MODEL	FIG. FIG.	"A" mm.	"B" mm.	"ØD" GAS - BSP	CAUDAL FLOW RATE L/min. max -7 bar	MATERIAL MATERIAL	PESO WEIGHT Kg
SE-ZZ-A-6	1	180	205	2 ½"	1.325	Bronce / brass	5,3
SE-ZZ-A-7	1	180	205	2 ½"	1.900	Bronce / brass	5,3
SE-ZZ-A-8	1	190	228	2 ½"	2.840	Bronce / brass	10
SE-ZZ-A-9	1	241	254	2 ½"	3800	Bronce / brass	18,7

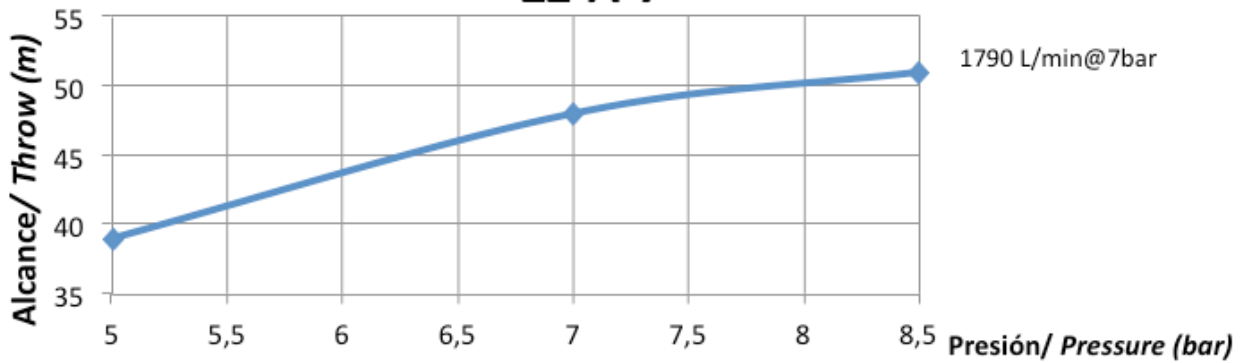
LANZA FIREX
FIREX NOZZLE

Mod. **SE-ZZ-A**

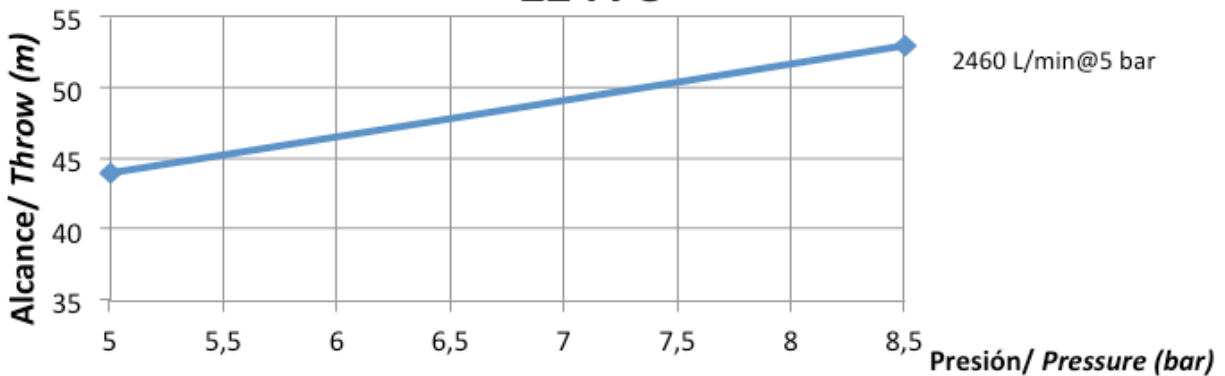
ZZ-A-6



ZZ-A-7



ZZ-A-8



ZZ-A-9

